

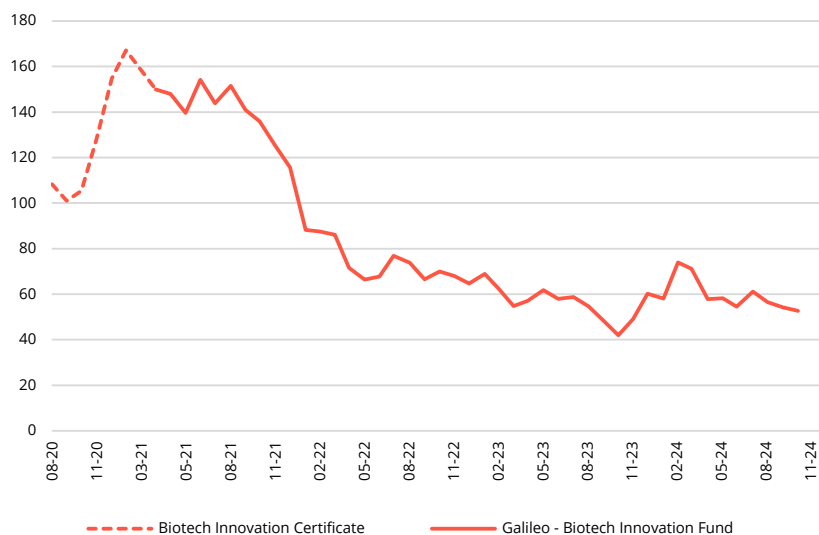
Strategy

The Galileo - Biotech Innovation Fund is a long-only equity fund offering focused access to companies in the field of genome editing. Representing the next step in the evolution of medical technology, genome editing holds the potential cure for a variety of rare diseases but also offers a novel approach to more common conditions with established treatments. Further applications range from livestock to crop science. The fund offers a diversified, thematic approach since the success probability of a single company or treatment in genome editing is heavily error prone and can lead to missed opportunities and cluster risks. While there is ample runway to expand revenue and profits, innovation leaders with successful products may become takeover targets for large pharma and biotech companies. Main investment criteria are stock liquidity, governance aspects and the health of the balance sheet. The actively managed fund invests at least 51% in Biotech companies and is managed independently of a benchmark.

Performance Analysis (S USD in %)¹

	1m	3m	6m	YTD	1y	3y p.a.	5y p.a.	Since inception
Return	(2.82)	(13.70)	(8.83)	(12.42)	25.43	(27.06)	-	(51.34)

Development NAV since inception (Class S USD)¹



Key Data since inception (S USD)¹

Volatility (% ann.)	36.89	Best Month (%)	27.33
Sharpe Ratio	(0.47)	Worst Month (%)	(23.78)
Positive Months (%)	36.00		

1) Performance numbers include the performance of the Biotech Innovation Certificate (CH0547925096) managed by Bellecapital AG from 31.08.2020 until 31.03.2021 and are indexed to fit the 1st NAV of the Galileo - Biotech Innovation Fund (S USD) (own calculation). The figures relate to the past and are not a reliable indicator for future performance. All data are sourced from the custodian, DZ PRIVATBANK S.A., and match the date of the Fact Sheet.

This is a marketing document

Fund data

General

Asset class focus	Global equity
Portfolio Manager	Cyrill Plüss
Inception date	31.03.2021
Duration	Open-ended
Total assets (USD mn)	36.9
NAV (S USD)	52.73
Domicile	Luxembourg
Tax Transparency	CH, DE, UK
Distribution Right	CH, DE, LI

Subscriptions / Redemptions

Minimum investment	
BC USD	No Minimum
S USD	No Minimum
IM USD	USD 100k
IP USD	USD 100k
RM USD	No Minimum
Subscriptions	Daily, 1 business days notice period
Redemptions	Daily, 4 business days notice period
Cut-off times	14:00 CET

Annual fees

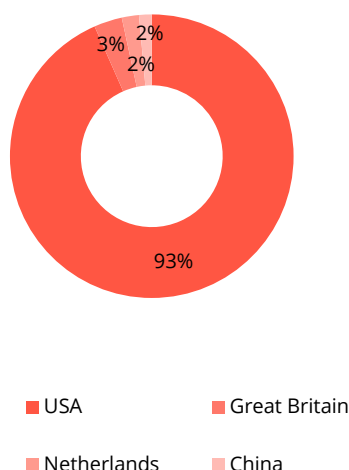
Management fee	
BC USD	No fee
S USD	0.60%
IM USD	1.25%
IP USD	0.60%
RM USD	1.60%
Performance fee	
BC USD	No performance fee
S USD	No performance fee
IM USD	No performance fee
IP USD	10%, with HWM
RM USD	No performance fee

Administration fee 0.12%
 Not all costs are presented, further information on costs can be found in the prospectus.

Key differentiators

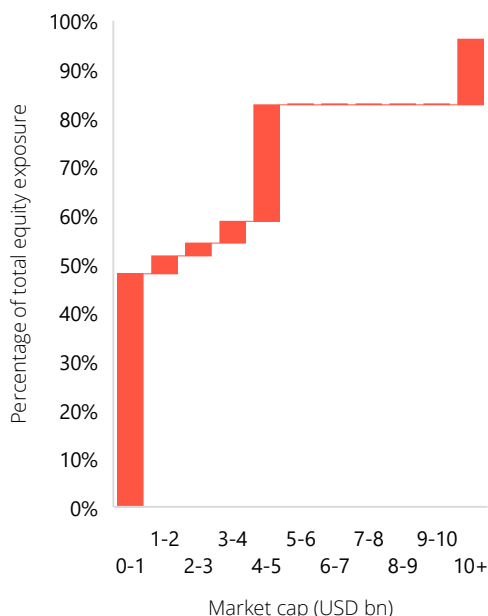
- Early stage opportunity in 21st century medicine
- Thematic pure-play
- Diversified in terms of medical field and technological approach
- Ability to capture small-cap risk premia
- No securities lending

Country Allocation^{2, 3, 4}



2) Gross numbers, graphics scaled to 100% and excluding cash / cash equivalents

Market Capitalisation^{3, 4}



Contacts

Fund Management Company

IPConcept (Luxemburg) S.A.
+352 26 02 48 1
info.lu@ipconcept.com
www.ipconcept.com

Custodian

DZ PRIVATBANK S.A.
+352 44 90 31
info@dz-privatbank.com
www.dz-privatbank.com

Investment Manager

Bellecapital AG
+41 44 250 87 87
bcpartners@bellocapital.ch
www.bellocapital.com

Top 10 Holdings

Company	NAV (%) ^{3, 4}
ARCELLX	10.00
KRYSTAL BIOTECH	9.24
ALNYLAM	4.58
Q32 BIO	4.20
STOKE THERAPEUTICS	3.51
IOVANCE	3.46
SAREPTA	2.94
SILENCE THERAPEUTICS	2.76
ROCKET PHARMA	2.76
VOYAGER	2.42
% of Top10 Holdings in PF	45.86
Total No. of Holdings	57

Top performance Contributors⁴

IOVANCE	0.45%
ARCELLX	0.43%
MEIRAGTX	0.39%
VOYAGER	0.35%
LYELL IMMUNOPHARMA	-0.35%
INTELLIA	-0.37%
FATE	-0.41%
POSEIDA	-0.45%
4D MOLECULAR THERAPIES	-0.49%
ADAPTIMMUNE	-0.57%

Performance Table Galileo - Biotech Innovation Fund (S USD)⁴

	Jan	Feb	Mar	Apr	May	Jun	Jul	Aug	Sep	Oct	Nov	Dec	Fund
2024	(3.49)	27.33	(3.77)	(18.76)	0.73	(6.37)	12.01	(7.61)	(3.88)	(2.82)			(12.42)
2023	6.51	(9.19)	(12.34)	4.07	8.34	(6.27)	1.45	(7.01)	(10.97)	(13.64)	16.86	22.55	(6.93)
2022	(23.78)	(0.65)	(1.75)	(16.78)	(7.25)	1.87	13.55	(3.93)	(9.91)	5.23	(2.86)	(4.85)	(44.08)
2021	7.93	(4.65)	(5.85)	(1.37)	(5.58)	10.37	(6.72)	5.33	(6.95)	(3.60)	(7.87)	(7.59)	(25.27)
2020	-	-	-	-	-	-	-	-	(6.77)	4.30	21.56	20.85	42.84

3) The allocation is subject to change.

4) The figures relate to the past and are not a reliable indicator for future performance.

All data are sourced from the custodian, DZ PRIVATBANK S.A., and match the date of the Fact Sheet.

Share Classes Overview⁵

	BC USD	S USD	IM USD	RM USD
Inception	31.03.2021	31.03.2021	31.05.2022	08.03.2024
ISIN	LU2226244361	LU2226245095	LU2472219562	LU2462149217
Valor	57726635	57726649	22624487	118377613
Bloomberg	GAGBIBU	GAGBISU	GAGBIU	GAGJHRM
NAV	53.88	52.73	117.22	107.67
MTD (%)	(2.76)	(2.82)	(2.88)	(2.90)
YTD (%)	(11.98)	(12.42)	(12.91)	-
2023 (%)	(6.36)	(6.93)	(7.52)	-

5) The figures relate to the past and are not a reliable indicator for future performance.

All data are sourced from the custodian, DZ PRIVATBANK S.A., and match the date of the Fact Sheet.

Disclaimer

This document is for marketing purposes. Please read the current sales prospectus and the KID before entering in any transaction. The only basis for the purchase of a fund are the Key Information Document (KID), the current Sales Prospectus with the Management Regulations or the articles of incorporation, the most recently published and audited Annual Report and the most recently published unaudited Semi-Annual Report, which can be obtained free of charge in German language from IPConcept (Luxemburg) S.A. (société anonyme), 4, rue Thomas Edison L-1445, Strassen, Luxemburg (see also https://www.ipconcept.com/ipc/en/funds_overview.html). Risks can be found in the Sales Prospectus. The Sales Prospectus and the KIDs must be made available to the investor prior to purchase. The tax treatment depends on the individual circumstances of each investor. This marketing communication is for information purposes only and does not constitute an offer to buy or sell fund units. In particular, the recipient is advised to check the information with regard to its compatibility with his or her own personal circumstances, legal, regulatory, tax and other consequences, if necessary with the assistance of an advisor. Please refer to the current sales prospectus for information on opportunities and risks. No assurance can be given that the investment objectives will be achieved. This marketing communication is addressed exclusively to interested parties in the countries in which the aforementioned fund is authorised for public distribution. The Fund was established under Luxembourg law and is authorised for distribution in Luxembourg, Germany, Liechtenstein and Switzerland. The Fund may not be publicly offered for sale in the United States of America ("USA") or for the benefit of US persons. The Management Company may decide to discontinue the arrangements it has made for the distribution of the units of its collective investment undertakings in accordance with Article 93a of Directive 2009/65/EC. Further information on investor rights in English <https://www.ipconcept.com/ipc/en/investor-information.html> and German language <https://www.ipconcept.com/ipc/de/anlegerinformation.html> can be found on the Management Company's website (www.ipconcept.com). For investors in Switzerland: The representative is IPConcept (Schweiz) AG, Münsterhof 12, P.O. Box, CH-8022 Zurich and the paying agent is DZ PRIVATBANK (Schweiz) AG, Münsterhof 12, P.O. Box, CH-8022 Zurich. The Prospectus, the Key Investor Information Document and the Annual and Semi-Annual Reports may be obtained free of charge from the Representative in Switzerland. Past performance, simulations or forecasts are no reliable indicator of future performance. The gross performance according to the BVI method does not take into account the costs charged on the issue and redemption of units (issue and redemption premium) and fees incurred during the holding period (e.g. transaction costs). The investor may incur securities account costs and other costs (e.g. custody or safekeeping costs), which reduce the performance. It should be noted that the value of the acquired units may fluctuate due to fluctuations in the investments in the fund and the listing of the securities. The fund exhibits increased volatility due to the composition of its portfolio or the portfolio management techniques used, i.e. the unit price may be subject to considerable upward and downward fluctuations even within short periods of time. Furthermore, in the case of foreign currencies, the return may rise or fall as a result of currency fluctuations.